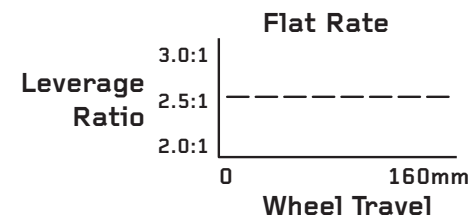
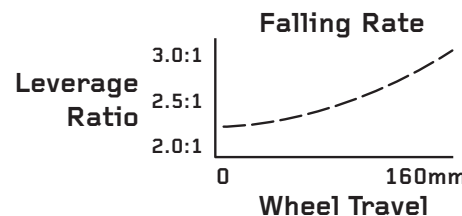
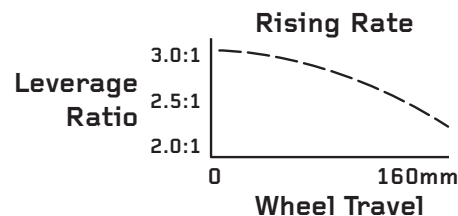


Compression Tune Reference Chart

This guide is designed to help bicycle manufacturers determine which tune will work best with their bicycle design. The different tunes are designed to work with different bicycle leverage ratios. The letters L, M, and H refer to the overall leverage ratio of the bicycle. L, M, and H are platform tunes, while L3, M3, and H3 are progressive compression tunes.

$$\text{Leverage Ratio} = \frac{\text{Wheel Travel}}{\text{Shock Travel}}$$



Rising Rate
Tune Guide



Falling Rate
Tune Guide



Flat Rate
Tune Guide



Leverage Ratio



L = Low Leverage Ratio
M = Mid Leverage Ratio
H = High Leverage Ratio